



Patient: **SAMPLE**  
**PATIENT**

DOB:

Sex:

MRN:

4106 One Day Hormone Check - Salivary Profile

**Therapeutic Cohort Results**

Hormone	Result †	QUINTILE DISTRIBUTION					Therapeutic Range*
		1st	2nd	3rd	4th	5th	
Estradiol (E2)	10.0						2.9-13.7 pmol/L
Estrone (E1)	68.4						36.6-253.2 pmol/L
Estriol (E3)	135						<=135 pmol/L
Testosterone	90						34-183 pmol/L
Progesterone	185						52-850 pmol/L
P/E2 Ratio	19						10-106

\* The therapeutic ranges depicted are for informational purposes only, and were derived from a cohort of peri/menopausal women ranging in age from 37-62 years. All women were treated with bioidentical hormone therapy (HT) utilizing combinations of the following: Biest (transdermal); Progesterone (oral micronized); Testosterone (transdermal); and 7-keto-DHEA (oral).

† Patient results with Genova's standard reference ranges are reported on the following pages.



63 Zillicoa Street  
Asheville, NC 28801  
© Genova Diagnostics



Patient: **SAMPLE  
PATIENT**

DOB:

Sex:

MRN:

## 4106 One Day Hormone Check - Salivary Profile

Methodology: EIA and LIA

### Salivary Hormone Results

Estradiol ♦ pmol/L

10.0

	Reference Range
Follicular	2.8-8.8 pmol/L
Peak *	4.5-19.1 pmol/L
Luteal	2.8-8.2 pmol/L
Menopausal	3.7-9.4 pmol/L
Male	3.1-7.4 pmol/L
* Peak = Days 11 and 12	

Testosterone ♦ pmol/L

90

	Reference Range
Premenopausal	34-148 pmol/L
Menopausal	34-148 pmol/L
Male	110-513 pmol/L

Estrone pmol/L

68.4

	Reference Range
Menopausal	31.9-183.4 pmol/L

Progesterone ♦ pmol/L

185

	Reference Range
Follicular	17-321 pmol/L
Peak *	151-829 pmol/L
Luteal	33-452 pmol/L
Menopausal	45-370 pmol/L
Male	31-280 pmol/L
* Peak = Days 18 and 20	

Estriol pmol/L

135

	Reference Range
Menopausal	<= 133 pmol/L

P/E2 Ratio

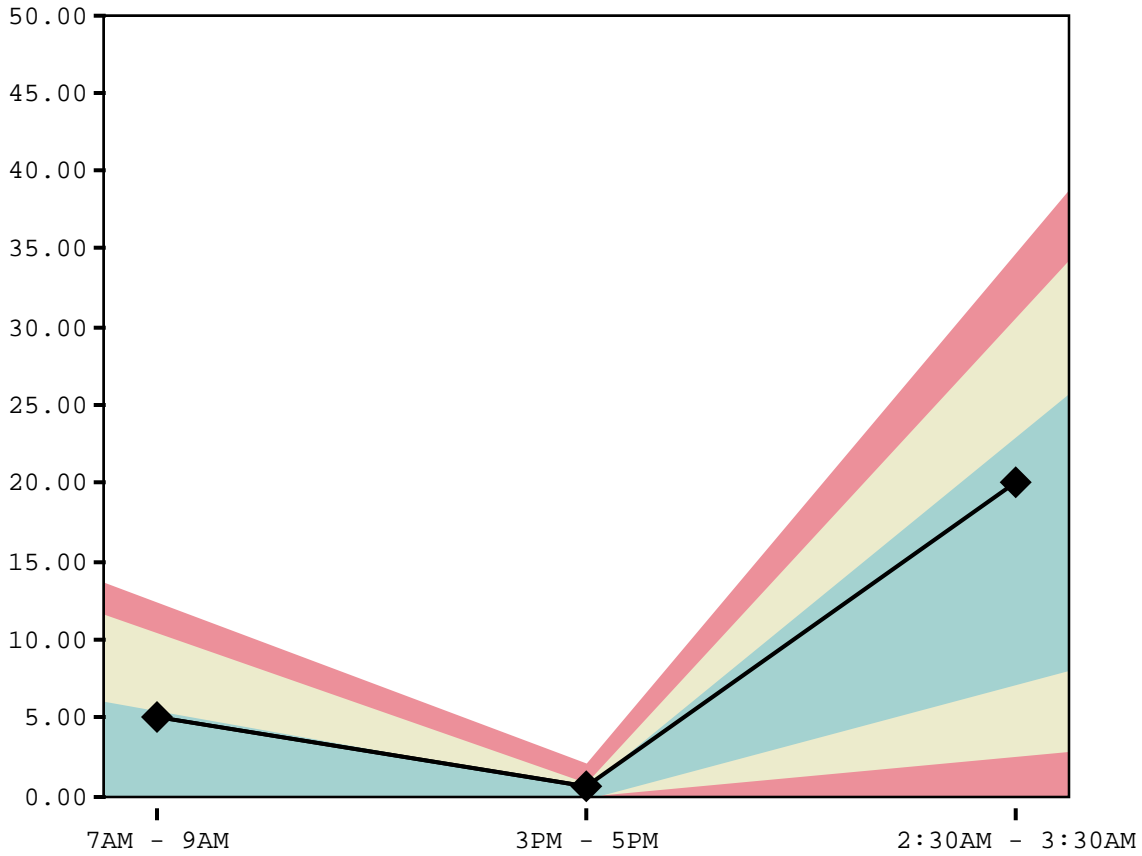
19

	Reference Range
Follicular	10-85
Luteal	8-80
Menopausal	12-62



Methodology: RIA

**Salivary Melatonin**



**Results**

	7AM-9AM*	3PM-5PM*	2:30AM - 3:30AM*
<b>Patient Results (pg/mL) &gt;&gt;</b>	<b>5.00</b>	<b>0.60</b>	<b>20.00</b>
Reference Range (pg/mL)	<=10.50	<=0.88	2.53-30.67
*Based on Collection Times			

**Commentary**

The performance characteristics of all assays have been verified by Genova Diagnostics, Inc. Unless otherwise noted with ♦, the assay has not been cleared by the U.S. Food and Drug Administration.

Commentary is provided to the practitioner for educational purposes, and should not be interpreted as diagnostic or as treatment recommendations. Diagnosis and treatment decisions are the practitioner's responsibility.

Melatonin activity is normal throughout the sample period revealing a normal melatonin circadian rhythm.

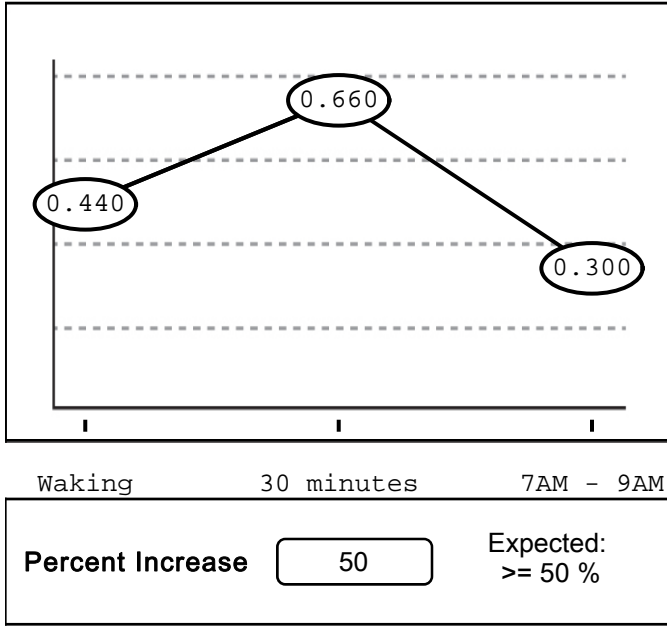
As well as playing a crucial role in sleep-wake cycles, melatonin influences other vital functions, including cardiovascular and antioxidant protection, endocrine function, immune regulation and body temperature.



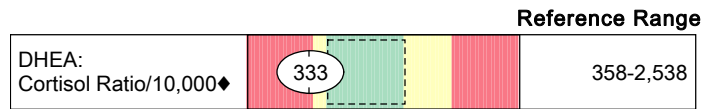
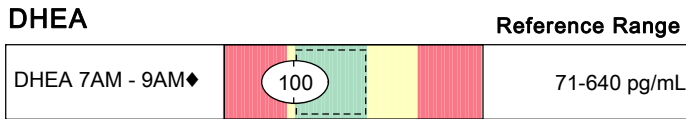
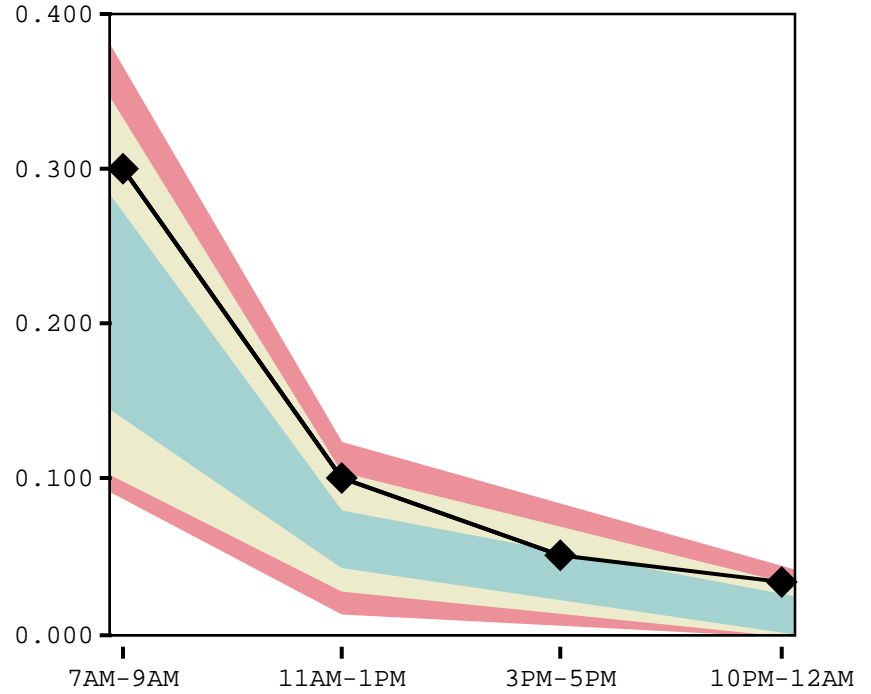
Methodology: EIA

**Salivary Cortisol, Cortisol Awakening Response, and DHEA**

**Cortisol Awakening Response**



**Salivary Cortisol**



**Results**

	Waking	30 Minutes	7AM-9AM*	11AM-1PM*	3PM-5PM*	10PM-12AM*
<b>Patient Result (mcg/dL) &gt;&gt;</b>	<b>0.440</b>	<b>0.660</b>	<b>0.300</b>	<b>0.100</b>	<b>0.050</b>	<b>0.033</b>
Reference Range (mcg/dL) *Based on Collection Times	N/A	N/A	0.097-0.337	0.027-0.106	0.013-0.068	$\leq 0.034$
Actual Collection Time	5:05AM	5:40AM	7:00AM	11:00AM	3:00PM	10:00PM

**Commentary**

Please note the calculation for CAR has been updated.

Commentary is provided to the practitioner for educational purposes, and should not be interpreted as diagnostic or as treatment recommendations. Diagnosis and treatment decisions are the practitioner's responsibility.

The performance characteristics of all assays have been verified by Genova Diagnostics, Inc. All assay have been cleared by the U.S. Food and Drug Administration, unless otherwise noted with ♦.